




DFS System - Lobe Pump

General Overview

- Fill rates of 10 to 200+ CPM
- Dockable trolley system reduces changeover to +/- 5 minutes
- Tool-less adjustments
- Bottom-Up, locate, and static fill modes for nozzle position control during filling
- Best for moderate to large fills (50ml to gallons)
- Moderate to low viscosities
- Fill accuracies to +/- 1% or better
- Indexing and continuous motion filling



Unique Performance. Undeniable Quality. Unrivaled Support.
Go Further, Do More with Filamatic.

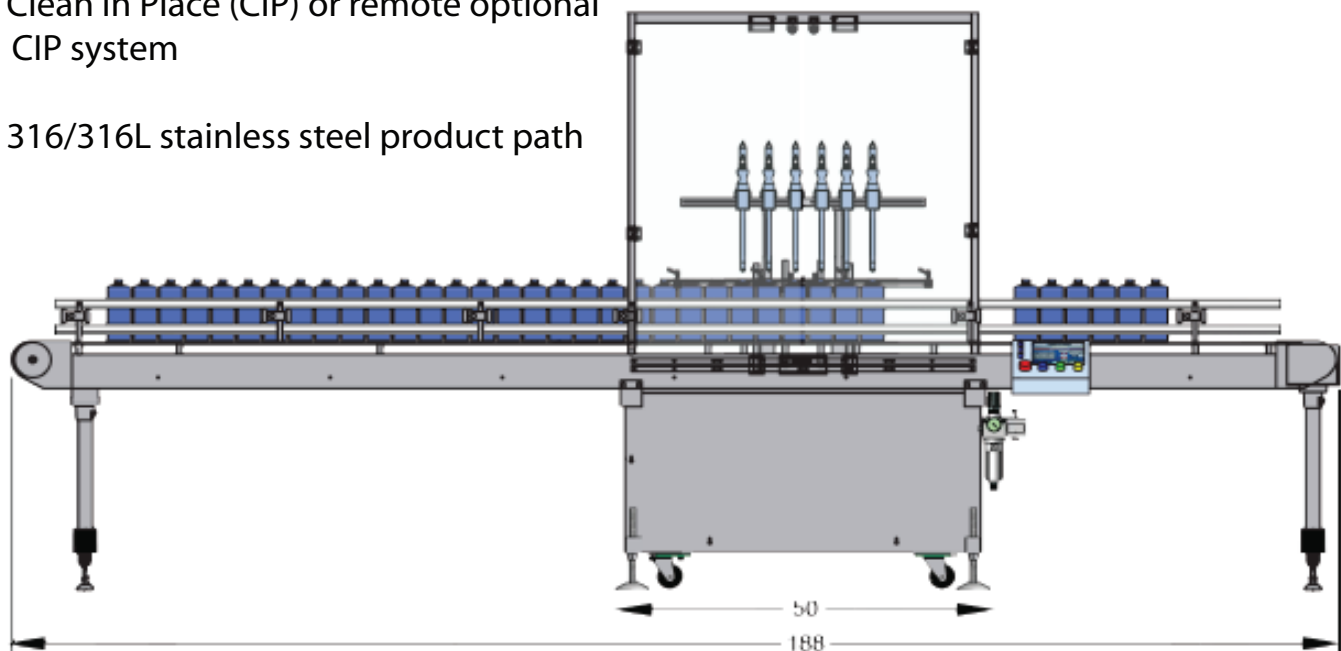
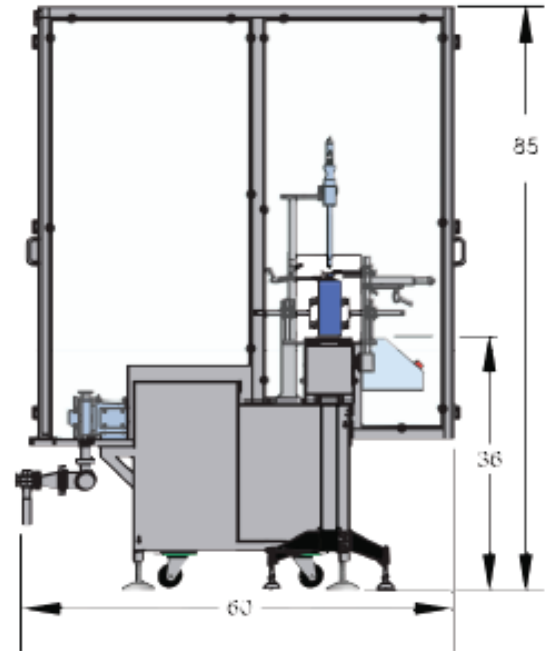
***DFS System
Lobe Pump***

866.258.1914
info@filamatic.com
www.filamatic.com



Technical Features

- Interlocked safety enclosure constructed lexan stainless steel
- Recipe driven, servo controlled system
- Automatic weight compensation
- Comprehensive setup, usage, drawings, and validation documentation
- Fallen bottle, infeed bottle supply, discharge bottle back-up sensors on the container handling system
- Clean In Place (CIP) or remote optional CIP system
- 316/316L stainless steel product path



Filamatic

4119 Fordleigh Road • Baltimore, MD 21215
866.258.1914 • info@filamatic.com • www.filamatic.com